

# NOOR TUITION CENTRE

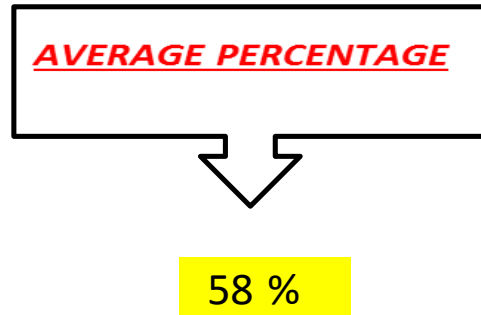
## INDIVIDUAL MONTHLY PROGRESS REPORT

APRIL

Name of Student:..... **Safir Ahmad Masood**  
 Parents/Guardian Name:..... **Shahzad Masood**  
 Year:..... **4**

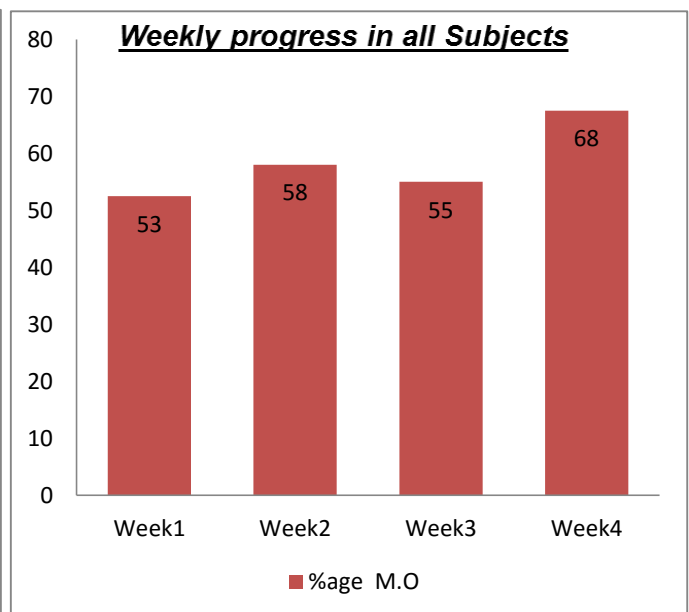
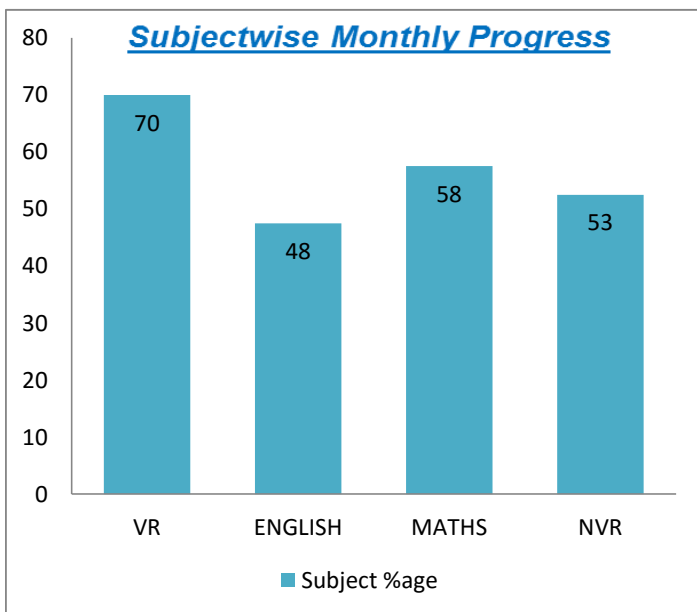
### SUMMARY OF MONTHLY RESULT

| Sr. No: | Test       | Date | M.O | T.M | %age M.O | GRADE |
|---------|------------|------|-----|-----|----------|-------|
| Week1   | 03/04/2016 |      | 21  | 40  | 53       | F-    |
| Week2   | 10/04/2016 |      | 29  | 50  | 58       | F-    |
| Week3   | 17/04/2016 |      | 22  | 40  | 55       | F-    |
| Week4   | 24/04/2016 |      | 27  | 40  | 68       | D+    |



### DETAIL OF MONTHLY RESULT

| Sr. No: | Test       | Date | M.O Eng. | T.M Eng. | %age Marks Eng. | M.O VR | T.M VR | %age Marks VR | M.O NVR | T.M NVR | %age Marks NVR | M.O Maths | T.M Maths | %age Marks Maths |
|---------|------------|------|----------|----------|-----------------|--------|--------|---------------|---------|---------|----------------|-----------|-----------|------------------|
| 1       | 03/04/2016 |      | 4        | 10       | 40              | 9      | 10     | 90            | 5       | 10      | 50             | 3         | 10        | 30               |
| 2       | 10/04/2016 |      | 16       | 20       | 80              | 7      | 10     | 70            | 5       | 10      | 50             | 1         | 10        | 10               |
| 3       | 17/04/2016 |      | 3        | 10       | 30              | 8      | 10     | 80            | 2       | 10      | 20             | 9         | 10        | 90               |
| 4       | 24/04/2016 |      | 6        | 15       | 40              | 2      | 5      | 40            | 9       | 10      | 90             | 10        | 10        | 100              |



T.M.....Total Marks  
 M.O.....Marks Obtained  
 VR.....VERBAL REASONING  
 NVR.....NON VERBAL REASONING

Administration:  
 Noor Tuition Centre London.

PARENTS SIGNATURE

|    |      |
|----|------|
| F- | 0    |
| D- | 59.5 |
| D  | 62.5 |
| D+ | 66.5 |
| C- | 69.5 |
| C  | 72.5 |
| C+ | 76.5 |
| B- | 79.5 |
| B  | 82.5 |
| B+ | 86.5 |
| A- | 89.5 |
| A  | 92.5 |

**Average Subject Percentage**

| Sr.No | Sub.    | Subjec |
|-------|---------|--------|
| 1     | VR      | 70     |
| 2     | ENGLISH | 48     |
| 3     | MATHS   | 58     |
| 4     | NVR     | 53     |

.....

.....